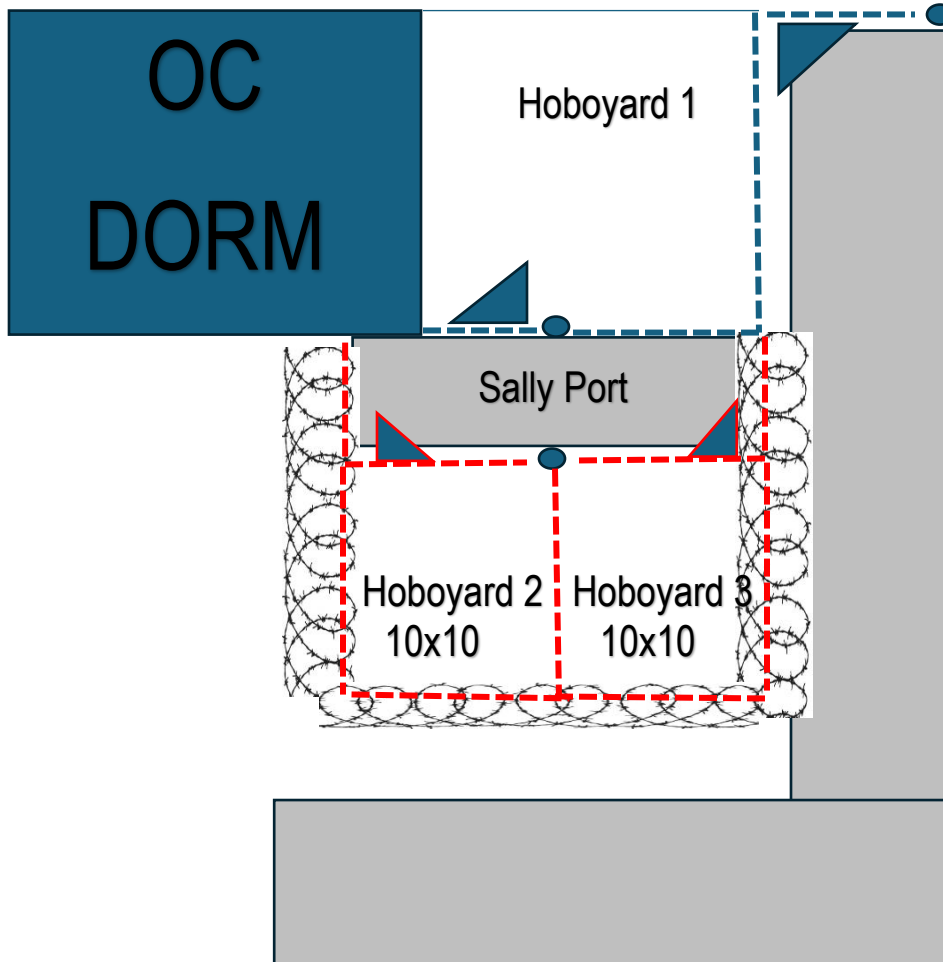


# OC & KC HOBO YARD EXTENTION

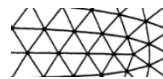


## **Scope of Work**

- Replace Hobo Yard existing fencing with new chain link, no climb mesh, razor wire, fence posts due to severe deterioration, extensive rust to fencing and posts, missing panels, holes, damaged links, sagging, not structurally sound.
- Hobo Yard 1 gate opening to tie in with sally port
- Tone for Electrical, plumbing and any utilities
- Concrete work; Sally port, and additional hobo yards foundation and postings
- Sally Port 5-6 feet wide (ADA), turning radius into hobo yards.
- Hobo Yard 2/3 gate opening 36+ Inches for ADA compliance
- Hobo Yard 1/2/3- Locking mechanism, key box manual
- New hobo yards- Chain link, no climb mesh and razor.

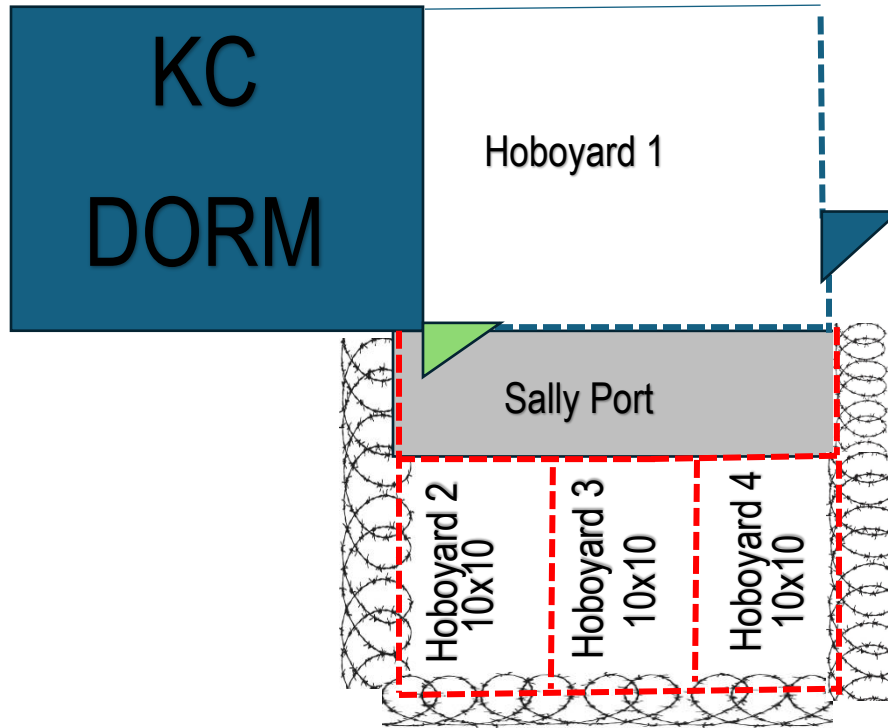


Barb Wire



No climb mesh to install inside of 10x10 cages and sally port

# OC & KC HOBO YARD EXTENTION

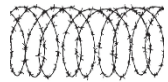


Electrical

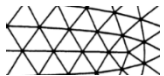
## Scope of Work

- Replace Hobo Yard existing fencing with new chain link, no climb mesh, razor wire, fence posts due to severe deterioration, extensive rust to fencing and posts, missing panels, holes, damaged links, sagging, not structurally sound.
- Relocate Hobo Yard 1 gate opening to tie in with sally port
- Tone for Electrical, plumbing and any utilities
- Concrete work; Sally port, and additional hobo yards foundation and postings
- Sally Port 5-6 feet wide (ADA), turning radius into hobo yards.
- Hobo Yard 1/2/3/4 gate opening 36+ Inches for ADA compliance
- Hobo Yard 2/3/4- Locking mechanism, key box manual
- New hobo yards- Chain link, no climb mesh and razor.

Sewage



Barb Wire



No climb mesh to be installed inside of 10x10 cages and interior sally port fence